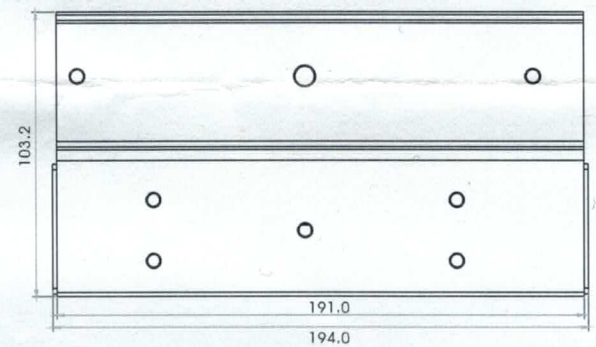

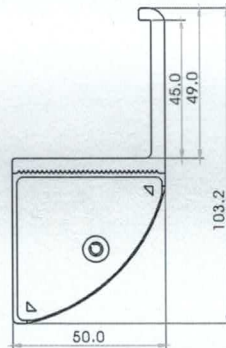
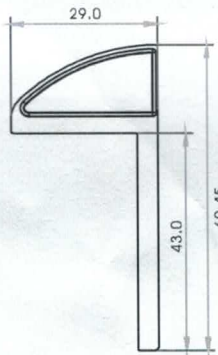

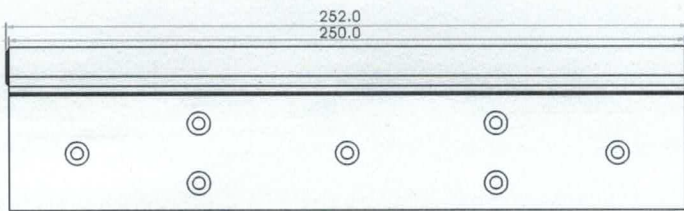


# ZLC Bracket for Inward Door

## Specification

- Detention: 252Lx29Wx60H(mm)
- Material: High Strength Aluminum, Sandblast Finished
- Suitable for: Inward Door
- Opening Mode: 90 Degree Door
- Use with: 280kgs Series Magnetic Lock
- Finished for Shell: Anodized Aluminum
- Weight: 0.75kg

## Dimension



## Installation

