

# ELECTROMAGNETIC LOCKS



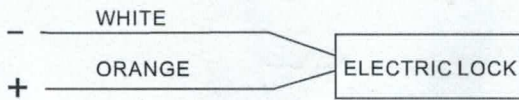
## MAGNETIC LOCK WIRING INSTRUCTIONS

### • TECHNOLOGY PARAMETERS

Model	Voltage	Current	Holding Force	Lock Size	Brack Size	Armature plate
60kg	12 VDC	12 VDC-100mA	100LBS	80Lx33Wx20Hmm	80Lx39.5Wx20Hmm	70Lx33Wx11Hmm
70kg	12 VDC	12VDC-160mA	100LBS	90Lx33Wx20Hmm	90Lx39.5Wx20Hmm	75Lx33Wx11Hmm
70kg Signal	12 to 24 VDC	12VDC-160mA 24VDC-320mA	100LBS	90Lx33Wx20Hmm	90Lx39.5Wx20Hmm	75Lx33Wx11Hmm


### • WIRING DIAGRAM

POWER 12VDC 100mA




### • WIRING DIAGRAM

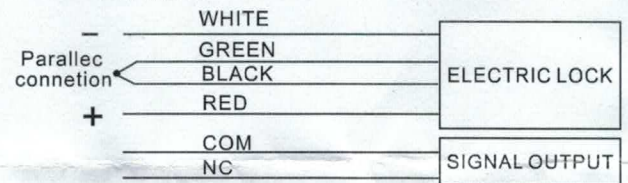
12VDC



### • ARMATURE DIMENSION



24VDC



### • INSTALLATION SCHEMATIC

